



High-Definition Wireless Ultrasound for Rheumatology

Eliminate Guesswork

Clarius HD3 is the ideal wireless ultrasound scanner for high-resolution MSK imaging. Make a confident diagnosis and improve procedural safety with real-time imaging of joints, tendons, cartilage, and bone. Clear imaging helps to diagnose and differentiate inflammatory arthritis, even at early stages.

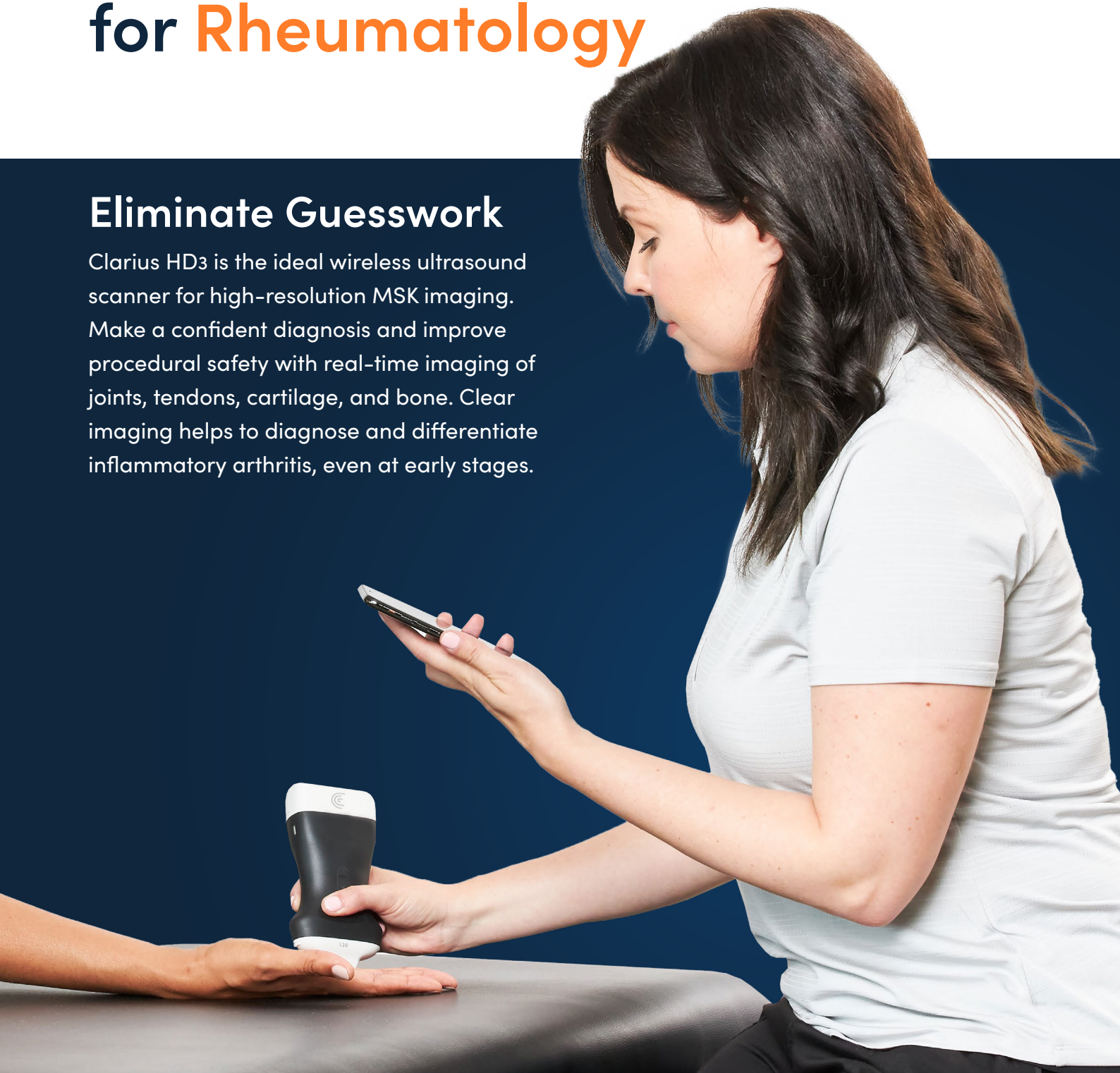


Image Clarity You Can Trust for a Confident Diagnosis

With 8 times the processing power of most handheld ultrasound systems, Clarius HD3 gives you high-resolution imaging of muscle and tissue to assess inflammatory changes and guide injections and aspirations with confidence. With AI assistance on your smart device, getting a great image is easy. Start scanning in seconds, then simply swipe, tap, or use your voice to change depth, gain, or switch modes.

- Confidently identify joint effusions
- Enhance diagnosis, expedite treatment, and improve clinical outcomes
- Evaluate and characterize rheumatoid nodules
- Guide articular and periarticular aspirations or injections
- Visualize subclinical changes such as synovitis, tenosynovitis, enthesitis, bone erosions, and crystal deposits
- Foster patient trust and commitment to your treatment plan



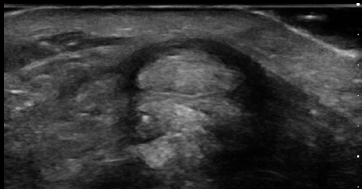
Clarius L15 HD3
High-Freq. Scanner

Frequency: 5-15 MHz
Max Depth: 7 cm

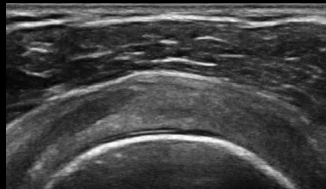


Clarius L20 HD3
Ultra-High Freq.
Linear Scanner

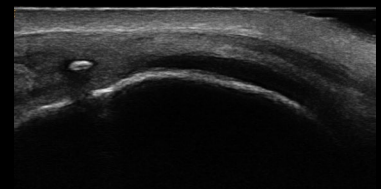
Frequency: 8-20 MHz
Max Depth: 4 cm



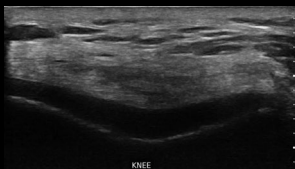
ECU



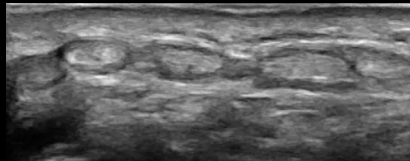
Supraspinatous



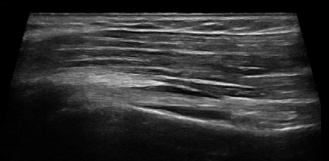
Suprapatellar Fat Pad



Knee Cartilage



Extensor Tendons Wrist



Long BT



I am thankful that Clarius has brought this level of advanced quality imaging to an ultrasound device that is affordable for clinicians like me. Here's to a future with greater, more relevant tissue diagnostic information to the fingertips of more and more POC clinicians."

Dr. Greg Fritz, PT, DPT, RMSK

Superior MSK Imaging in a Highly Portable Scanner



High-Definition

Octal Beamforming technology and 192 piezoelectric elements deliver high performance and resolution.



Specialized

Specialized presets, automated workflows, and artificial intelligence deliver superior imaging.



Wireless

Steadfast connection. Total freedom. Without cords, cleaning and disinfection are simple and fast.



Easy To Use

Friendly app for Apple or Android with swipe, tap, and voice controls.



Ultra-Portable

Ideal for small spaces, Clarius fits in your pocket. Take it anywhere!



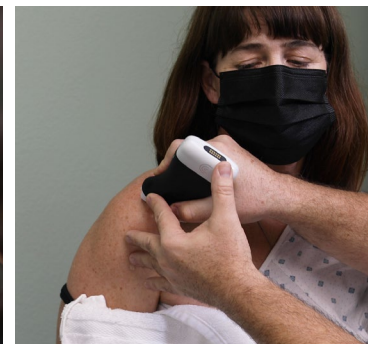
Exam Management

Seamlessly transfer saved images and videos to PACS servers through the current DICOM web standard.



It was good to understand the cause of my pain as it helped calm my mental anxiety about what was going on with my shoulder. It's important to have a visual and to have somebody walking you through the visual as it's happening. That's pretty empowering as a patient."

Abigail Prout - Patient of Dr. Greg Fritz



Clarius Membership

As a member, you have access to all advanced innovation and services for the ultimate scanning experience and to fast track your mastery of ultrasound. Explore the four pillars of Membership.

Advanced Features

✓ Voice Controls

✓ Clarius Live Telemedicine

✓ Exam Sharing

✓ Pulsed Wave Doppler

✓ Procedure Recording Mode

✓ Split Screen

Exam Management

✓ Clarius Cloud

✓ DICOM

✓ Local Image Export

Clarius Education

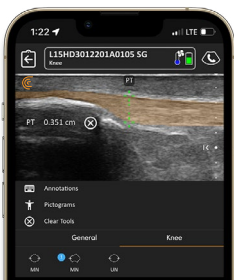
✓ 1-Hour Virtual In-Service

✓ Monthly Online Training

✓ In-App Clarius Classroom Videos

Advanced Specialty Software

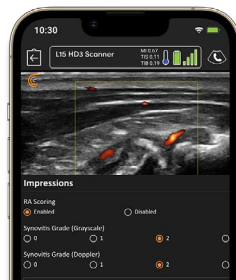
Streamline workflows with specialized presets, AI-powered automation, and measurements.



MSK AI*

Automatically highlight, measure, and label MSK structures to save time and improve reporting.

* MSK AI availability may vary by region



Synovitis Scoring

Grade synovitis severity to monitor inflammation and track treatment effectiveness.



Optimized Color Flow

Visualize blood flow to assess synovial vascularity, detect inflammation, and guide precise interventions.

Included with Your Scanner:

✓ 3 Year Warranty

✓ Product Support

✓ 30-Day Risk Free Returns

✓ Charging Station Dock

✓ B-Mode/M-Mode

✓ Color/Power Doppler

[REQUEST A QUOTE](#)

About Us

Clarius is on a mission to make accurate, easy-to-use, affordable ultrasound available to all medical professionals in every specialty. Our ultra-portable wireless scanners deliver best-in-class imaging with an easy-to-use app for iOS and Android that is powered by artificial intelligence and connected to the cloud. More than four million high-definition scans have been performed using Clarius wireless scanners, now available in over 90 countries worldwide.

Clarius Mobile Health

2980 Virtual Way #205
Vancouver, BC, V5M 4X3
Canada
hello@clarius.com
Phone 1-778-800-9975